



Legal & Medical Investments Ltd

Legal & Medical Investments
with Copia Capital Management

ACTIVE PORTFOLIOS



Factsheets June 2025

Active Defensive
Active Cautious
Active Moderately Adventurous
Active Adventurous
Active Speculative

Managed by Copia Capital Management



Legal & Medical Investments Ltd

L&M Active Defensive

Managed by Copia Capital Management

Key Information

Factsheet Date

19 June 2025

Launch Date

28 February 2023

Wrappers

GIA, ISA, SIPP, Offshore Bond†

Min or Max Investment

None

Realignment Frequency

Every 3 months*

Trading Currency

GBP

Initial Charge

Nil

Investment Manager

Copia Capital Management

Management Fee

0.15% p.a.

OCF

0.24% p.a.

Transaction Cost of underlying funds

0.03% p.a.

Risk Profile

L&M Active Defensive

Gross Income Yield

3.45% p.a.

Expected Minimum Investment Term

5+ years

Description

Objective: The objective of the Legal & Medical Portfolios is to provide a broadly diversified efficient portfolio for different risk return profiles to grow and preserve capital in real terms over time.

Strategy: The strategy uses a Strategic Asset Allocation model of major asset classes with a systematic Tactical Asset Allocation overlay.

Approach: This approach is for looking to grow and preserve capital over the long-term investment time horizon where there is need for a portfolio diversified across multiple asset classes and geographies. This approach is only available to those clients advised by Legal & Medical Investments Ltd.

Top 10 Holdings**:

Name	Weighting %
Fidelity Index UK Gilt Fund S Accumulation Shares	17.0
Vanguard U.S. Government Bond Ix Inst+GBP Hgd Acc	10.25
Legal & General Sh Dated GBP Corp Bond Index C Acc	9.5
Royal London Short Duration Credit Fund Z GBP Acc	9.0
MI TwentyFour Monument Bond I Inc Gross	9.0
Fidelity Short Dated Corporate Bond Fund W Acc	8.0
Jupiter Monthly Income Bond Fund U1 Acc	6.0
Fidelity Index US P Acc	4.5
Legal & General Global Real Est Dividend Idx C Acc	3.5
FTF ClearBridge US Equity inc Fund EB inc GBP	3.25

Asset Allocation breakdown:



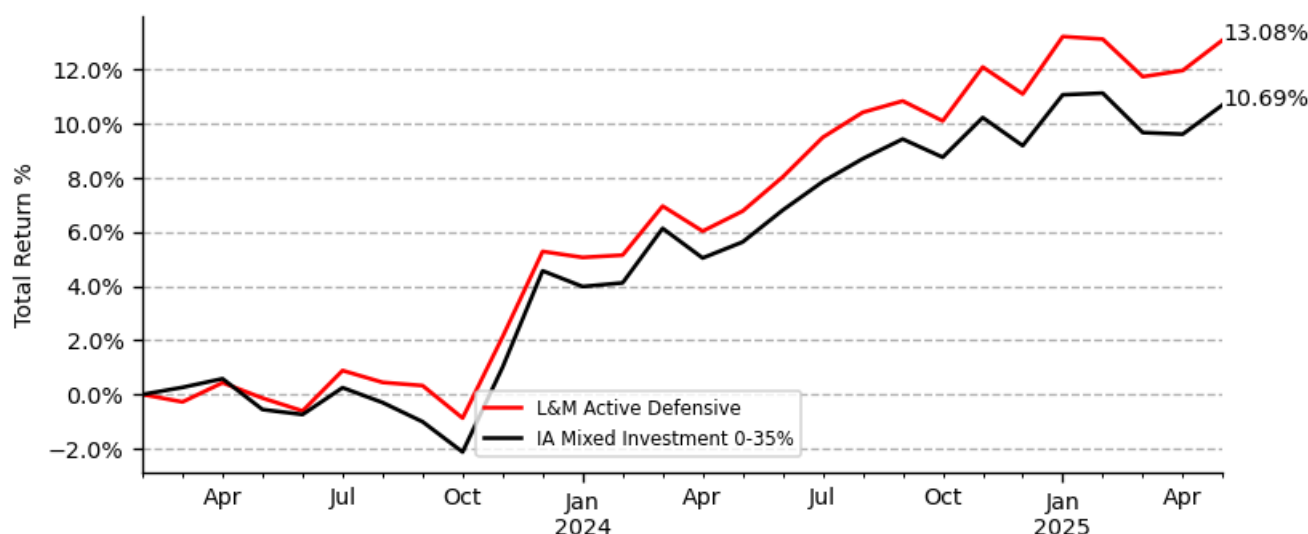
Alternatives - Infrastructure: 3.50%
Alternatives - Property: 3.50%
Bonds - ABS: 9.00%
Bonds - Global: 14.00%
Bonds - UK Corporate: 18.50%
Bonds - UK Government: 17.00%
Bonds - US Government: 10.25%
Cash & Equivalents: 2.00%
Equities - Europe: 3.00%
Equities - Japan: 3.00%
Equities - North America: 11.75%
Equities - UK: 4.50%

Performance as of 31 May 2025

	1M Return%	3M Return%	6M Return%	1Yr Return%	3Yr Return%	5Yr Return%	Since Inception%	Ann. Vol.%
L&M Active Defensive	1.01	-0.03	0.89	5.91	N.A	N.A	13.08	4.05
IA Mixed Investment 0-35%	0.99	-0.39	0.43	4.79	N.A	N.A	10.69	4.25

Returns based on Total return, assuming income is re-invested immediately and realigned on due dates.

Total return since inception:



Risk

The model portfolio is managed by Copia Capital Management, the investment manager, to fulfil the model's investment strategy and objectives. The investment manager may make changes to the investments held without notice. Clients are agreeing to the investment model as recommended by an Adviser and may not be investing into the specific assets included in this report. The portfolio report includes the assets held at the date published. The portfolio report will be updated and made available as soon as is practicable following a change made by the investment manager

The value of investments can fall as well as rise and are not guaranteed. Clients may get back less than originally invested. Consideration should be given to whether it is felt that the outcome of any risk assessment is accurate and advice should be sought for factors such as investment objectives, the investment term, attitude to risk, capacity for investment loss and the level of inflation.

Past performance takes into account the charges and expenses of the underlying ETFs and Funds. Other charges, such as Copia's Management Charge, platform and Adviser charges will have the effect of reducing investment performance. This illustrative document is intended for clients where advice has been given by Advisers. Figures quoted relate to the past and past performance is not a reliable indicator of future performance. Models are prepared in accordance with tolerance to risk and not client circumstances. Copia only exercises discretion in terms of the model portfolio's composition and its rebalancing so that it continues to meet its overall generic strategy and objectives; the model is not referable to any specific client. Information from given sources is taken to be reliable and accurate, which Copia cannot warrant for accuracy or completeness.

FE fundinfo (UK) Limited have supplied IA instrument Performance data to Novia Financial PLC t/a Copia Capital subject to terms and conditions. Therefore, only the agreed performance data may only be distributed, and only in a non-downloadable format via factsheets and client reports. FE fundinfo (UK) Limited will not be liable for any losses suffered by any parties, arising from improper or proper use of this performance data.

Copia Capital Management, a trading name of Novia Financial plc. Novia Financial plc is a limited company registered in England & Wales, Register Number: 06467886. Registered office: Cambridge House, Henry Street, Bath, Somerset BA1 1JS. Novia Financial plc is authorised and regulated by the Financial Conduct Authority (FRN: 481600).

*Realignments may take place as per manager discretion.

**Best value fund share class available to Copia to be used.

† Asset Allocation in the offshore bond wrapper may be significantly different to that of other wrappers as certain securities may not be available for investment.

For Adviser Use Only. © Copia Capital Management - a division of Novia Financial plc. All Rights Reserved



Legal & Medical Investments Ltd

L&M Active Cautious

Managed by Copia Capital Management

Key Information

Factsheet Date

19 June 2025

Launch Date

28 February 2023

Wrappers

GIA, ISA, SIPP, Offshore Bond†

Min or Max Investment

None

Realignment Frequency

Every 3 months*

Trading Currency

GBP

Initial Charge

Nil

Investment Manager

Copia Capital Management

Management Fee

0.15% p.a.

OCF

0.31% p.a.

Transaction Cost of underlying funds

0.04% p.a.

Risk Profile

L&M Active Cautious

Gross Income Yield

3.23% p.a.

Expected Minimum Investment Term

5+ years

Description

Objective: The objective of the Legal & Medical Portfolios is to provide a broadly diversified efficient portfolio for different risk return profiles to grow and preserve capital in real terms over time.

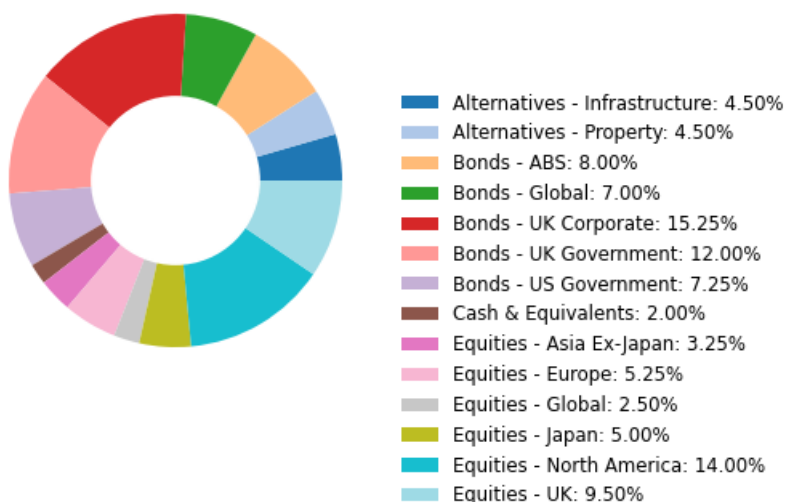
Strategy: The strategy uses a Strategic Asset Allocation model of major asset classes with a systematic Tactical Asset Allocation overlay.

Approach: This approach is for looking to grow and preserve capital over the long-term investment time horizon where there is need for a portfolio diversified across multiple asset classes and geographies. This approach is only available to those clients advised by Legal & Medical Investments Ltd.

Top 10 Holdings**:

Name	Weighting %
Fidelity Index UK Gilt Fund S Accumulation Shares	12.0
Royal London Short Duration Credit Fund Z GBP Acc	9.0
MI TwentyFour Monument Bond I Inc Gross	8.0
Vanguard U.S. Government Bond Ix Inst+GBP Hgd Acc	7.25
Legal & General Sh Dated GBP Corp Bond Index C Acc	6.25
Fidelity Index US P Acc	5.0
Polar Capital Japan Value S GBP Inc	5.0
Legal & General Global Real Est Dividend Idx C Acc	4.5
FTF ClearBridge US Equity inc Fund EB inc GBP	4.5
Jupiter UK Multi Cap Income W GBP Acc GBP	4.0

Asset Allocation breakdown:

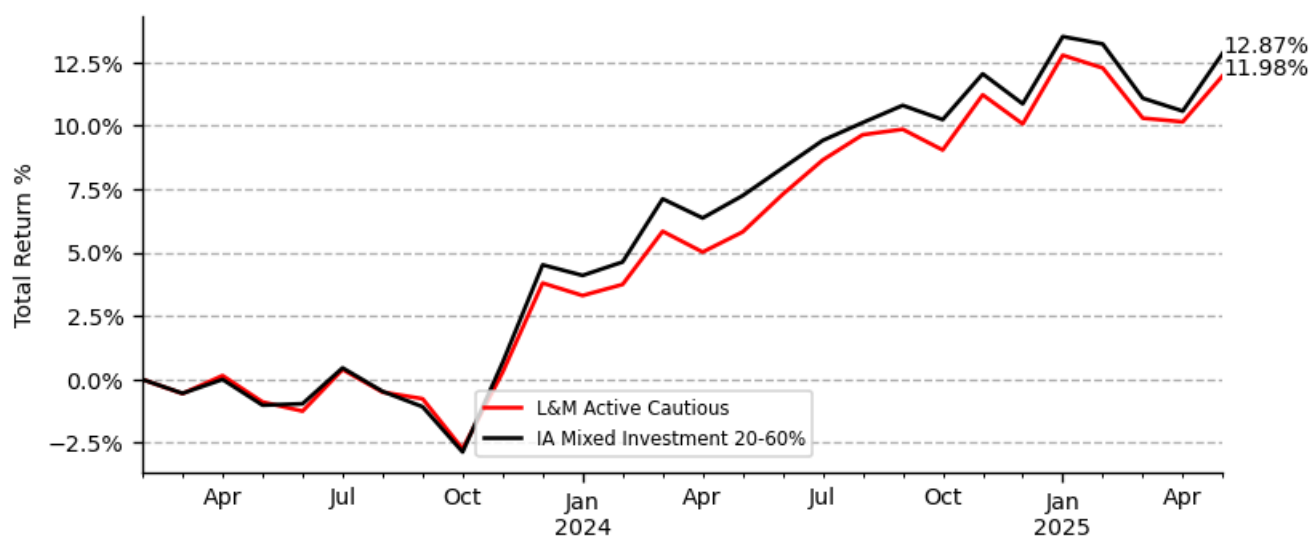


Performance as of 31 May 2025

	1M Return%	3M Return%	6M Return%	1Yr Return%	3Yr Return%	5Yr Return%	Since Inception%	Ann. Vol.%
L&M Active Cautious	1.65	-0.27	0.68	5.82	N.A	N.A	11.98	4.91
IA Mixed Investment 20-60%	2.07	-0.32	0.73	5.24	N.A	N.A	12.87	5.09

Returns based on Total return, assuming income is re-invested immediately and realigned on due dates.

Total return since inception:



Risk

The model portfolio is managed by Copia Capital Management, the investment manager, to fulfil the model's investment strategy and objectives. The investment manager may make changes to the investments held without notice. Clients are agreeing to the investment model as recommended by an Adviser and may not be investing into the specific assets included in this report. The portfolio report includes the assets held at the date published. The portfolio report will be updated and made available as soon as is practicable following a change made by the investment manager

The value of investments can fall as well as rise and are not guaranteed. Clients may get back less than originally invested. Consideration should be given to whether it is felt that the outcome of any risk assessment is accurate and advice should be sought for factors such as investment objectives, the investment term, attitude to risk, capacity for investment loss and the level of inflation.

Past performance takes into account the charges and expenses of the underlying ETFs and Funds. Other charges, such as Copia's Management Charge, platform and Adviser charges will have the effect of reducing investment performance. This illustrative document is intended for clients where advice has been given by Advisers. Figures quoted relate to the past and past performance is not a reliable indicator of future performance. Models are prepared in accordance with tolerance to risk and not client circumstances. Copia only exercises discretion in terms of the model portfolio's composition and its rebalancing so that it continues to meet its overall generic strategy and objectives; the model is not referable to any specific client. Information from given sources is taken to be reliable and accurate, which Copia cannot warrant for accuracy or completeness.

FE fundinfo (UK) Limited have supplied IA instrument Performance data to Novia Financial PLC t/a Copia Capital subject to terms and conditions. Therefore, only the agreed performance data may only be distributed, and only in a non-downloadable format via factsheets and client reports. FE fundinfo (UK) Limited will not be liable for any losses suffered by any parties, arising from improper or proper use of this performance data.

Copia Capital Management, a trading name of Novia Financial plc. Novia Financial plc is a limited company registered in England & Wales, Register Number: 06467886. Registered office: Cambridge House, Henry Street, Bath, Somerset BA1 1JS. Novia Financial plc is authorised and regulated by the Financial Conduct Authority (FRN: 481600).

*Realignments may take place as per manager discretion.

**Best value fund share class available to Copia to be used.

† Asset Allocation in the offshore bond wrapper may be significantly different to that of other wrappers as certain securities may not be available for investment.

For Adviser Use Only. © Copia Capital Management - a division of Novia Financial plc. All Rights Reserved



Legal & Medical Investments Ltd

L&M Active Moderately Adventurous

Managed by Copia Capital Management

Key Information

Factsheet Date

19 June 2025

Launch Date

28 February 2023

Wrappers

GIA, ISA, SIPP, Offshore Bond†

Min or Max Investment

None

Realignment Frequency

Every 3 months*

Trading Currency

GBP

Initial Charge

Nil

Investment Manager

Copia Capital Management

Management Fee

0.15% p.a.

OCF

0.38% p.a.

Transaction Cost of underlying funds

0.06% p.a.

Risk Profile

L&M Active Moderately Adventurous

Gross Income Yield

2.92% p.a.

Expected Minimum Investment Term

5+ years

Description

Objective: The objective of the Legal & Medical Portfolios is to provide a broadly diversified efficient portfolio for different risk return profiles to grow and preserve capital in real terms over time.

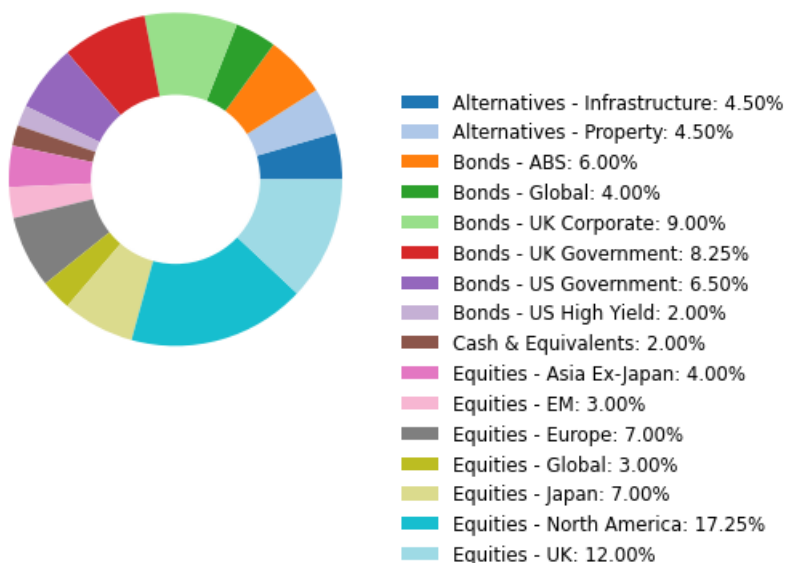
Strategy: The strategy uses a Strategic Asset Allocation model of major asset classes with a systematic Tactical Asset Allocation overlay.

Approach: This approach is for looking to grow and preserve capital over the long-term investment time horizon where there is need for a portfolio diversified across multiple asset classes and geographies. This approach is only available to those clients advised by Legal & Medical Investments Ltd.

Top 10 Holdings**:

Name	Weighting %
Fidelity Index UK Gilt Fund S Accumulation Shares	8.25
Polar Capital Japan Value S GBP Inc	7.0
Royal London Short Duration Credit Fund Z GBP Acc	6.5
Vanguard U.S. Government Bond Ix Inst+GBP Hgd Acc	6.5
MI TwentyFour Monument Bond I Inc Gross	6.0
Fidelity Index US P Acc	6.0
Jupiter UK Multi Cap Income W GBP Acc GBP	5.5
Legal & General Global Real Est Dividend Idx C Acc	4.5
FTF ClearBridge US Equity inc Fund EB inc GBP	4.25
Janus Henderson European Selected Opps I Acc	4.0

Asset Allocation breakdown:

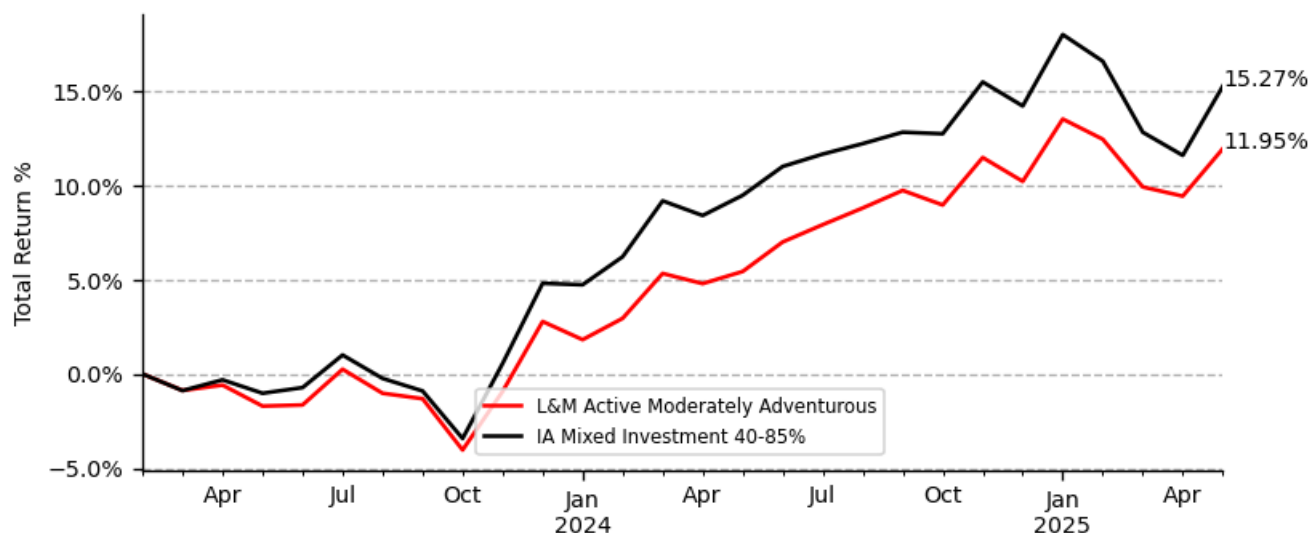


Performance as of 31 May 2025

	1M Return%	3M Return%	6M Return%	1Yr Return%	3Yr Return%	5Yr Return%	Since Inception%	Ann. Vol.%
L&M Active Moderately Adventurous	2.3	-0.45	0.42	6.18	N.A	N.A	11.95	5.76
IA Mixed Investment 40-85%	3.29	-1.14	-0.2	5.29	N.A	N.A	15.27	6.54

Returns based on Total return, assuming income is re-invested immediately and realigned on due dates.

Total return since inception:



Risk

The model portfolio is managed by Copia Capital Management, the investment manager, to fulfil the model's investment strategy and objectives. The investment manager may make changes to the investments held without notice. Clients are agreeing to the investment model as recommended by an Adviser and may not be investing into the specific assets included in this report. The portfolio report includes the assets held at the date published. The portfolio report will be updated and made available as soon as is practicable following a change made by the investment manager

The value of investments can fall as well as rise and are not guaranteed. Clients may get back less than originally invested. Consideration should be given to whether it is felt that the outcome of any risk assessment is accurate and advice should be sought for factors such as investment objectives, the investment term, attitude to risk, capacity for investment loss and the level of inflation.

Past performance takes into account the charges and expenses of the underlying ETFs and Funds. Other charges, such as Copia's Management Charge, platform and Adviser charges will have the effect of reducing investment performance. This illustrative document is intended for clients where advice has been given by Advisers. Figures quoted relate to the past and past performance is not a reliable indicator of future performance. Models are prepared in accordance with tolerance to risk and not client circumstances. Copia only exercises discretion in terms of the model portfolio's composition and its rebalancing so that it continues to meet its overall generic strategy and objectives; the model is not referable to any specific client. Information from given sources is taken to be reliable and accurate, which Copia cannot warrant for accuracy or completeness.

FE fundinfo (UK) Limited have supplied IA instrument Performance data to Novia Financial PLC t/a Copia Capital subject to terms and conditions. Therefore, only the agreed performance data may only be distributed, and only in a non-downloadable format via factsheets and client reports. FE fundinfo (UK) Limited will not be liable for any losses suffered by any parties, arising from improper or proper use of this performance data.

Copia Capital Management, a trading name of Novia Financial plc. Novia Financial plc is a limited company registered in England & Wales, Register Number: 06467886. Registered office: Cambridge House, Henry Street, Bath, Somerset BA1 1JS. Novia Financial plc is authorised and regulated by the Financial Conduct Authority (FRN: 481600).

*Realignments may take place as per manager discretion.

**Best value fund share class available to Copia to be used.

† Asset Allocation in the offshore bond wrapper may be significantly different to that of other wrappers as certain securities may not be available for investment.

For Adviser Use Only. © Copia Capital Management - a division of Novia Financial plc. All Rights Reserved



Legal & Medical Investments Ltd

L&M Active Adventurous

Managed by Copia Capital Management

Key Information

Factsheet Date

19 June 2025

Launch Date

28 February 2023

Wrappers

GIA, ISA, SIPP, Offshore Bond†

Min or Max Investment

None

Realignment Frequency

Every 3 months*

Trading Currency

GBP

Initial Charge

Nil

Investment Manager

Copia Capital Management

Management Fee

0.15% p.a.

OCF

0.42% p.a.

Transaction Cost of underlying funds

0.08% p.a.

Risk Profile

L&M Active Adventurous

Gross Income Yield

2.72% p.a.

Expected Minimum Investment Term

5+ years

Description

Objective: The objective of the Legal & Medical Portfolios is to provide a broadly diversified efficient portfolio for different risk return profiles to grow and preserve capital in real terms over time.

Strategy: The strategy uses a Strategic Asset Allocation model of major asset classes with a systematic Tactical Asset Allocation overlay.

Approach: This approach is for looking to grow and preserve capital over the long-term investment time horizon where there is need for a portfolio diversified across multiple asset classes and geographies. This approach is only available to those clients advised by Legal & Medical Investments Ltd.

Top 10 Holdings**:

Name	Weighting %
Polar Capital Japan Value S GBP Inc	8.0
Fidelity Index US P Acc	7.0
Fidelity Index UK Gilt Fund S Accumulation Shares	5.5
Jupiter UK Multi Cap Income W GBP Acc GBP	5.5
WS Gresham House UK Multi Cap Inc C Sterling Acc	5.5
Fidelity Index UK P Acc	5.5
AXA US Short Duration High Yield Bond ZI Acc Gross	5.0
Artemis US Smaller Companies I Acc GBP	5.0
Janus Henderson European Selected Opps I Acc	5.0
HSBC European Index Fund Class Acc C	5.0

Asset Allocation breakdown:



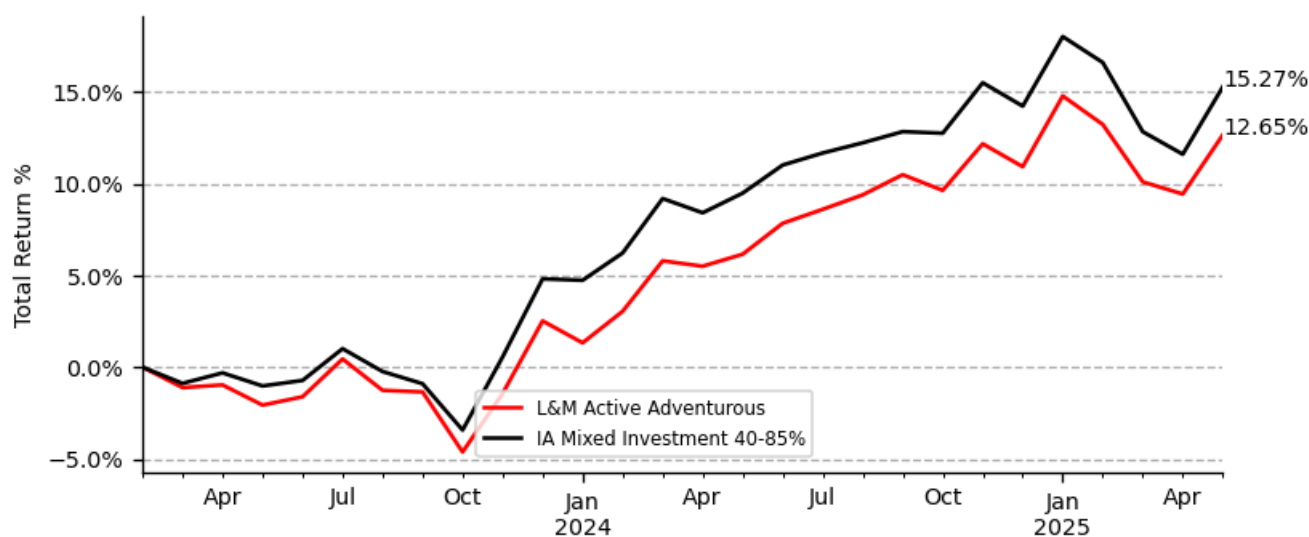
Alternatives - Infrastructure: 6.00%
Alternatives - Property: 4.00%
Bonds - ABS: 2.00%
Bonds - UK Corporate: 4.00%
Bonds - UK Government: 5.50%
Bonds - US Government: 3.50%
Bonds - US High Yield: 5.00%
Cash & Equivalents: 2.00%
Equities - Asia Ex-Japan: 4.00%
Equities - EM: 4.00%
Equities - Europe: 10.00%
Equities - Global: 6.00%
Equities - Japan: 8.00%
Equities - North America: 19.50%
Equities - UK: 16.50%

Performance as of 31 May 2025

	1M Return%	3M Return%	6M Return%	1Yr Return%	3Yr Return%	5Yr Return%	Since Inception%	Ann. Vol.%
L&M Active Adventurous	2.94	-0.51	0.43	6.12	N.A	N.A	12.65	6.55
IA Mixed Investment 40-85%	3.29	-1.14	-0.2	5.29	N.A	N.A	15.27	6.54

Returns based on Total return, assuming income is re-invested immediately and realigned on due dates.

Total return since inception:



Risk

The model portfolio is managed by Copia Capital Management, the investment manager, to fulfil the model's investment strategy and objectives. The investment manager may make changes to the investments held without notice. Clients are agreeing to the investment model as recommended by an Adviser and may not be investing into the specific assets included in this report. The portfolio report includes the assets held at the date published. The portfolio report will be updated and made available as soon as is practicable following a change made by the investment manager

The value of investments can fall as well as rise and are not guaranteed. Clients may get back less than originally invested. Consideration should be given to whether it is felt that the outcome of any risk assessment is accurate and advice should be sought for factors such as investment objectives, the investment term, attitude to risk, capacity for investment loss and the level of inflation.

Past performance takes into account the charges and expenses of the underlying ETFs and Funds. Other charges, such as Copia's Management Charge, platform and Adviser charges will have the effect of reducing investment performance. This illustrative document is intended for clients where advice has been given by Advisers. Figures quoted relate to the past and past performance is not a reliable indicator of future performance. Models are prepared in accordance with tolerance to risk and not client circumstances. Copia only exercises discretion in terms of the model portfolio's composition and its rebalancing so that it continues to meet its overall generic strategy and objectives; the model is not referable to any specific client. Information from given sources is taken to be reliable and accurate, which Copia cannot warrant for accuracy or completeness.

FE fundinfo (UK) Limited have supplied IA instrument Performance data to Novia Financial PLC t/a Copia Capital subject to terms and conditions. Therefore, only the agreed performance data may only be distributed, and only in a non-downloadable format via factsheets and client reports. FE fundinfo (UK) Limited will not be liable for any losses suffered by any parties, arising from improper or proper use of this performance data.

Copia Capital Management, a trading name of Novia Financial plc. Novia Financial plc is a limited company registered in England & Wales, Register Number: 06467886. Registered office: Cambridge House, Henry Street, Bath, Somerset BA1 1JS. Novia Financial plc is authorised and regulated by the Financial Conduct Authority (FRN: 481600).

*Realignments may take place as per manager discretion.

**Best value fund share class available to Copia to be used.

† Asset Allocation in the offshore bond wrapper may be significantly different to that of other wrappers as certain securities may not be available for investment.

For Adviser Use Only. © Copia Capital Management - a division of Novia Financial plc. All Rights Reserved



Legal & Medical Investments Ltd

L&M Active Speculative

Managed by Copia Capital Management

Key Information

Factsheet Date

19 June 2025

Launch Date

28 February 2023

Wrappers

GIA, ISA, SIPP, Offshore Bond†

Min or Max Investment

None

Realignment Frequency

Every 3 months*

Trading Currency

GBP

Initial Charge

Nil

Investment Manager

Copia Capital Management

Management Fee

0.15% p.a.

OCF

0.42% p.a.

Transaction Cost of underlying funds

0.07% p.a.

Risk Profile

L&M Active Speculative

Gross Income Yield

1.76% p.a.

Expected Minimum Investment Term

5+ years

Description

Objective: The objective of the Legal & Medical Portfolios is to provide a broadly diversified efficient portfolio for different risk return profiles to grow and preserve capital in real terms over time.

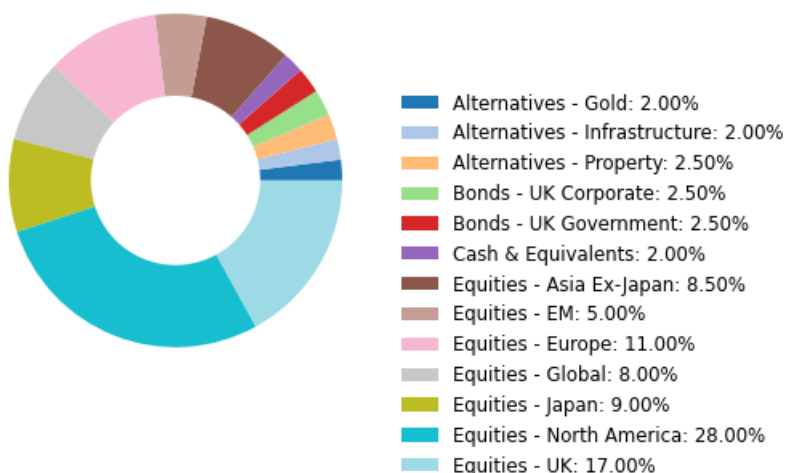
Strategy: The strategy uses a Strategic Asset Allocation model of major asset classes with a systematic Tactical Asset Allocation overlay.

Approach: This approach is for looking to grow and preserve capital over the long-term investment time horizon where there is need for a portfolio diversified across multiple asset classes and geographies. This approach is only available to those clients advised by Legal & Medical Investments Ltd.

Top 10 Holdings**:

Name	Weighting %
Fidelity Index US P Acc	11.5
Polar Capital Japan Value S GBP Inc	9.0
M&G Asian PP Acc GBP	8.5
FTF ClearBridge US Equity inc Fund EB inc GBP	7.5
HSBC European Index Fund Class Acc C	6.0
Fidelity Index UK P Acc	6.0
Artemis US Smaller Companies I Acc GBP	6.0
Jupiter UK Multi Cap Income W GBP Acc GBP	5.5
WS Gresham House UK Multi Cap Inc C Sterling Acc	5.5
Legal & General GI Health & Pharma Idx I GBP Acc	5.0

Asset Allocation breakdown:

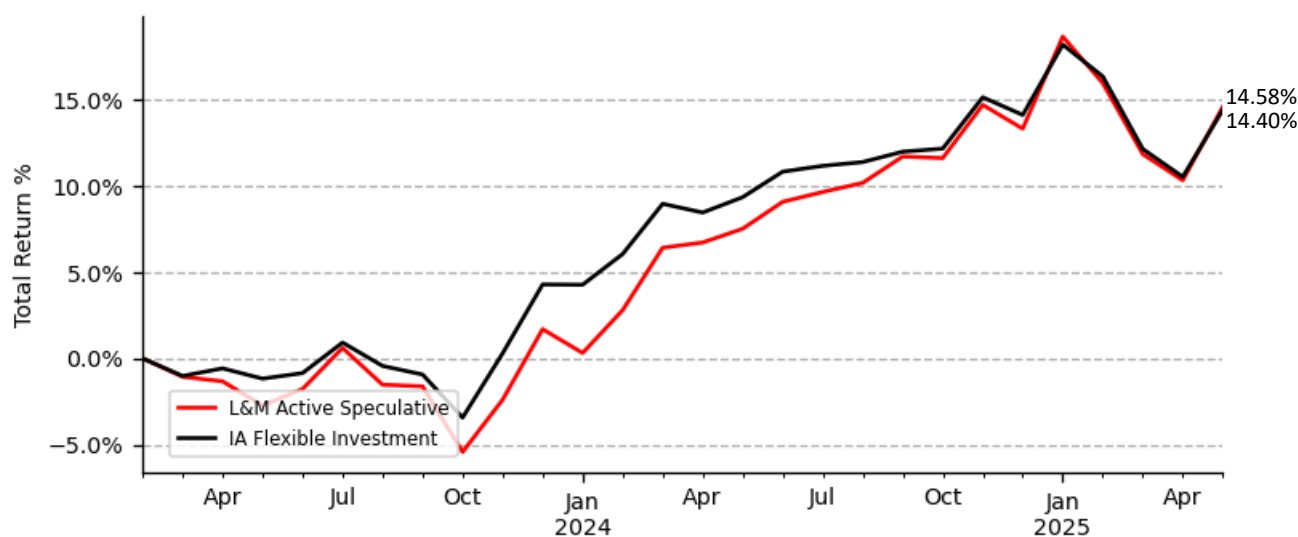


Performance as of 31 May 2025

	1M Return%	3M Return%	6M Return%	1Yr Return%	3Yr Return%	5Yr Return%	Since Inception%	Ann. Vol.%
L&M Active Speculative	3.86	-1.19	-0.1	6.57	N.A	N.A	14.58	7.92
IA Flexible Investment	3.51	-1.67	-0.64	4.63	N.A	N.A	14.4	6.7

Returns based on Total return, assuming income is re-invested immediately and realigned on due dates.

Total return since inception:



Risk

The model portfolio is managed by Copia Capital Management, the investment manager, to fulfil the model's investment strategy and objectives. The investment manager may make changes to the investments held without notice. Clients are agreeing to the investment model as recommended by an Adviser and may not be investing into the specific assets included in this report. The portfolio report includes the assets held at the date published. The portfolio report will be updated and made available as soon as is practicable following a change made by the investment manager

The value of investments can fall as well as rise and are not guaranteed. Clients may get back less than originally invested. Consideration should be given to whether it is felt that the outcome of any risk assessment is accurate and advice should be sought for factors such as investment objectives, the investment term, attitude to risk, capacity for investment loss and the level of inflation.

Past performance takes into account the charges and expenses of the underlying ETFs and Funds. Other charges, such as Copia's Management Charge, platform and Adviser charges will have the effect of reducing investment performance. This illustrative document is intended for clients where advice has been given by Advisers. Figures quoted relate to the past and past performance is not a reliable indicator of future performance. Models are prepared in accordance with tolerance to risk and not client circumstances. Copia only exercises discretion in terms of the model portfolio's composition and its rebalancing so that it continues to meet its overall generic strategy and objectives; the model is not referable to any specific client. Information from given sources is taken to be reliable and accurate, which Copia cannot warrant for accuracy or completeness.

FE fundinfo (UK) Limited have supplied IA instrument Performance data to Novia Financial PLC t/a Copia Capital subject to terms and conditions. Therefore, only the agreed performance data may only be distributed, and only in a non-downloadable format via factsheets and client reports. FE fundinfo (UK) Limited will not be liable for any losses suffered by any parties, arising from improper or proper use of this performance data.

Copia Capital Management, a trading name of Novia Financial plc. Novia Financial plc is a limited company registered in England & Wales, Register Number: 06467886. Registered office: Cambridge House, Henry Street, Bath, Somerset BA1 1JS. Novia Financial plc is authorised and regulated by the Financial Conduct Authority (FRN: 481600).

*Realignments may take place as per manager discretion.

**Best value fund share class available to Copia to be used.

† Asset Allocation in the offshore bond wrapper may be significantly different to that of other wrappers as certain securities may not be available for investment.

For Adviser Use Only. © Copia Capital Management - a division of Novia Financial plc. All Rights Reserved