



Legal & Medical Investments Ltd

Copia Legal & Medical

# ACTIVE PORTFOLIOS



## Factsheets March 2023

Defensive  
Cautious  
Moderately Adventurous  
Adventurous  
Speculative

Managed by Copia Capital Management



Legal & Medical Investments Ltd

# L&M Defensive

Managed by Copia Capital Management

## Key Information

**MSCI**  
ESG RATINGS



CCC B BB BBB A AA AAA

### Factsheet Date

28 February 2023

### Launch Date

28 February 2023

### Wrappers

GIA, ISA, SIPP, Offshore Bond†

### Min or Max Investment

None

### Realignment Frequency

Every 3 months

### Trading Currency

GBP

### Initial Charge

Nil

### Investment Manager

Copia Capital Management

### Management Fee

0.15% p.a.

### OCF

0.32% p.a.

### Transaction Cost of underlying funds

0.09% p.a.

### Risk Profile

L&M Defensive

### Gross Income Yield

2.33% p.a.

### Expected Minimum Investment Term

5+ years

## Description

**Objective:** The objective of the Legal & Medical Portfolios is to provide a broadly diversified efficient portfolio for different risk return profiles to grow and preserve capital in real terms over time.

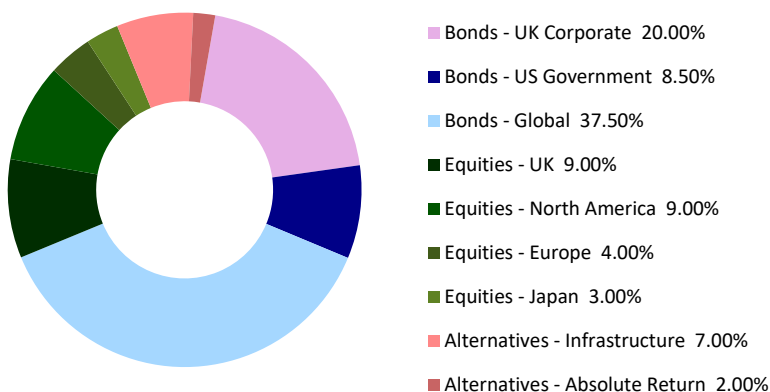
**Strategy:** The strategy uses a Strategic Asset Allocation model of major asset classes with a systematic Tactical Asset Allocation overlay.

**Approach:** This approach is for looking to grow and preserve capital over the long term investment time horizon where there is need for a portfolio diversified across multiple asset classes and geographies. This approach is only available to those clients advised by Legal & Medical Investments Ltd.

## Asset Mix\*\*

Name	Weighting %
Legal & General Sh Dated GBP Corp Bond Index C Acc	15.00
Royal London Short Duration Crdt M Acc	5.00
Muzinich GI Short Dur Invest Grade Hdg GBP H Acc	14.00
Fidelity Short Dated Corporate Bond W Acc	15.00
Vanguard Global Corporate Bond Index GBP Hgd Acc	8.50
Vanguard U.S. Government Bond Index GBP Hedged Acc	8.50
GAM UK Equity Income Z Acc GBP	3.00
Fidelity Index UK P Acc	6.00
Baillie Gifford American B Acc	2.00
JPM US Equity Income C Acc	2.50
Fidelity Index US P Acc	4.50
HSBC European Index Acc C	4.00
Polar Capital Japan Value S GBP Inc	3.00
PGIM Wadhvani KeynesSystematicAbsRetGBP Hdg I Acc	2.00
FP Foresight UK Infrastructure Income A Acc	3.00
VT RM Alternative Income F GBP Acc	4.00

## Asset Allocation Breakdown





Legal & Medical Investments Ltd

**L&M Defensive**  
Continued...

## Risk

The model portfolio is managed by Copia Capital Management, the investment manager, to fulfil the model's investment strategy and objectives. The investment manager may make changes to the investments held without notice. Clients are agreeing to the investment model as recommended by an Adviser and may not be investing into the specific assets included in this report. The portfolio report includes the assets held at the date published. The portfolio report will be updated and made available as soon as is practicable following a change made by the investment manager

The value of investments can fall as well as rise and are not guaranteed. Clients may get back less than originally invested. Consideration should be given to whether it is felt that the outcome of any risk assessment is accurate and advice should be sought for factors such as investment objectives, the investment term, attitude to risk, capacity for investment loss and the level of inflation.

Past performance takes into account the charges and expenses of the underlying ETFs and Funds. Other charges, such as Copia's Management Charge, platform and Adviser charges will have the effect of reducing investment performance. This illustrative document is intended for clients where advice has been given by Advisers. Figures quoted relate to the past and past performance is not a reliable indicator of future performance. Models are prepared in accordance with tolerance to risk and not client circumstances. Copia only exercises discretion in terms of the model portfolio's composition and its rebalancing so that it continues to meet its overall generic strategy and objectives; the model is not referable to any specific client. Information from given sources is taken to be reliable and accurate, which Copia cannot warrant for accuracy or completeness.

Although Copia Capital Management's information providers, including without limitation, MSCI ESG Research LLC and its affiliates ("the ESG Parties"), obtain information (the "information") from sources they consider to be reliable, none of the ESG parties warrants or guarantees the originality, accuracy and/or completeness of any data herein and expressly disclaim all express or implied warranties, including those of merchantability and fitness for a particular purpose. The information may only be used for your internal use and may not be reproduced or disseminated in any form and may not be used as a basis, or a component of, any financial instruments or products or indices. Further none of the information can in and of itself be used to determine which securities to buy or sell or when to buy or sell them. None of the ESG Parties shall have any liability for any errors or omissions in connection with any data herein, or any liability for any direct, indirect, special punitive, consequential or any other damages (including loss or profits) even if notified of the possibility of such damages.

Copia Capital Management, a trading name of Novia Financial plc. Novia Financial plc is a limited company registered in England & Wales, Register Number: 06467886. Registered office: Cambridge House, Henry Street, Bath, Somerset BA1 1JS. Novia Financial plc is authorised and regulated by the Financial Conduct Authority (FRN: 481600).

\*Realignments may take place as per manager discretion.

\*\*Best value fund share class available to Copia to be used.

† Asset Allocation in the offshore bond wrapper may be significantly different to that of other wrappers as certain securities may not be available for investment.

**For Adviser Use Only. © Copia Capital Management - a division of Novia Financial plc. All Rights Reserved**



Legal & Medical Investments Ltd

# L&M Cautious

Managed by Copia Capital Management

## Key Information

**MSCI**  
ESG RATINGS



CCC B BB BBB A AA AAA

### Factsheet Date

28 February 2023

### Launch Date

28 February 2023

### Wrappers

GIA, ISA, SIPP, Offshore Bond†

### Min or Max Investment

None

### Realignment Frequency

Every 3 months

### Trading Currency

GBP

### Initial Charge

Nil

### Investment Manager

Copia Capital Management

### Management Fee

0.15% p.a.

### OCF

0.44% p.a.

### Transaction Cost of underlying funds

0.10% p.a.

### Risk Profile

L&M Cautious

### Gross Income Yield

2.23% p.a.

### Expected Minimum Investment Term

5+ years

## Description

**Objective:** The objective of the Legal & Medical Portfolios is to provide a broadly diversified efficient portfolio for different risk return profiles to grow and preserve capital in real terms over time.

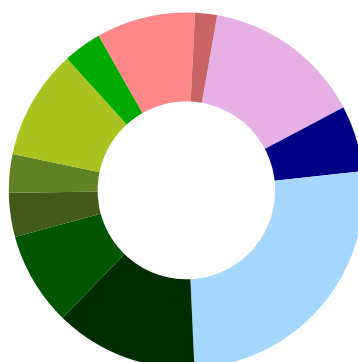
**Strategy:** The strategy uses a Strategic Asset Allocation model of major asset classes with a systematic Tactical Asset Allocation overlay.

**Approach:** This approach is for looking to grow and preserve capital over the long term investment time horizon where there is need for a portfolio diversified across multiple asset classes and geographies. This approach is only available to those clients advised by Legal & Medical Investments Ltd.

## Asset Mix\*\*

Name	Weighting %
Legal & General Sh Dated GBP Corp Bond Index C Acc	11.00
Royal London Short Duration Crdt M Acc	3.50
Muzinich GI Short Dur Invest Grade Hdg GBP H Acc	8.00
Fidelity Short Dated Corporate Bond W Acc	12.00
Vanguard Global Corporate Bond Index GBP Hgd Acc	6.00
Vanguard U.S. Government Bond Index GBP Hedged Acc	6.00
Liontrust GF Special Situations Fund C3 I GBP	2.00
GAM UK Equity Income Z Acc GBP	4.00
Fidelity Index UK P Acc	7.00
Baillie Gifford American B Acc	2.50
JPM US Equity Income C Acc	3.00
Fidelity Index US P Acc	3.00
HSBC European Index Acc C	4.00
Polar Capital Japan Value S GBP Inc	3.50
Lindsell Train Global Equity Fund Class B-Dis	3.00
Fundsmith Equity I Acc	2.00
Barings Global Agriculture I GBP Acc	2.50
Legal & General Global Health & Pharma Index I Acc	2.50
Schroder Asian Alpha Plus L Acc	3.50
PGIM Wadhvani KeynesSystematicAbsRetGBP Hdg I Acc	2.00
FP Foresight UK Infrastructure Income A Acc	4.00
VT RM Alternative Income F GBP Acc	5.00

## Asset Allocation Breakdown



Bonds - UK Corporate	14.50%
Bonds - US Government	6.00%
Bonds - Global	26.00%
Equities - UK	13.00%
Equities - North America	8.50%
Equities - Europe	4.00%
Equities - Japan	3.50%
Equities - Global	10.00%
Equities - Asia Ex-Japan	3.50%
Alternatives - Infrastructure	9.00%
Alternatives - Absolute Return	2.00%

## Risk

The model portfolio is managed by Copia Capital Management, the investment manager, to fulfil the model's investment strategy and objectives. The investment manager may make changes to the investments held without notice. Clients are agreeing to the investment model as recommended by an Adviser and may not be investing into the specific assets included in this report. The portfolio report includes the assets held at the date published. The portfolio report will be updated and made available as soon as is practicable following a change made by the investment manager

The value of investments can fall as well as rise and are not guaranteed. Clients may get back less than originally invested. Consideration should be given to whether it is felt that the outcome of any risk assessment is accurate and advice should be sought for factors such as investment objectives, the investment term, attitude to risk, capacity for investment loss and the level of inflation.

Past performance takes into account the charges and expenses of the underlying ETFs and Funds. Other charges, such as Copia's Management Charge, platform and Adviser charges will have the effect of reducing investment performance. This illustrative document is intended for clients where advice has been given by Advisers. Figures quoted relate to the past and past performance is not a reliable indicator of future performance. Models are prepared in accordance with tolerance to risk and not client circumstances. Copia only exercises discretion in terms of the model portfolio's composition and its rebalancing so that it continues to meet its overall generic strategy and objectives; the model is not referable to any specific client. Information from given sources is taken to be reliable and accurate, which Copia cannot warrant for accuracy or completeness.

Although Copia Capital Management's information providers, including without limitation, MSCI ESG Research LLC and its affiliates ("the ESG Parties"), obtain information (the "information") from sources they consider to be reliable, none of the ESG parties warrants or guarantees the originality, accuracy and/or completeness of any data herein and expressly disclaim all express or implied warranties, including those of merchantability and fitness for a particular purpose. The information may only be used for your internal use and may not be reproduced or disseminated in any form and may not be used as a basis, or a component of, any financial instruments or products or indices. Further none of the information can in and of itself be used to determine which securities to buy or sell or when to buy or sell them. None of the ESG Parties shall have any liability for any errors or omissions in connection with any data herein, or any liability for any direct, indirect, special punitive, consequential or any other damages (including loss or profits) even if notified of the possibility of such damages.

Copia Capital Management, a trading name of Novia Financial plc. Novia Financial plc is a limited company registered in England & Wales, Register Number: 06467886. Registered office: Cambridge House, Henry Street, Bath, Somerset BA1 1JS. Novia Financial plc is authorised and regulated by the Financial Conduct Authority (FRN: 481600).

\*Realignments may take place as per manager discretion.

\*\*Best value fund share class available to Copia to be used.

† Asset Allocation in the offshore bond wrapper may be significantly different to that of other wrappers as certain securities may not be available for investment.

**For Adviser Use Only. © Copia Capital Management - a division of Novia Financial plc. All Rights Reserved**



Legal & Medical Investments Ltd

# L&M Moderately Adventurous

Managed by Copia Capital Management

## Key Information

**MSCI**  
ESG RATINGS



CCC B BB BBB A AA AAA

### Factsheet Date

28 February 2023

### Launch Date

28 February 2023

### Wrappers

GIA, ISA, SIPP, Offshore Bond†

### Min or Max Investment

None

### Realignment Frequency

Every 3 months

### Trading Currency

GBP

### Initial Charge

Nil

### Investment Manager

Copia Capital Management

### Management Fee

0.15% p.a.

### OCF

0.52% p.a.

### Transaction Cost of underlying funds

0.12% p.a.

### Risk Profile

L&M Moderately Adventurous

### Gross Income Yield

2.01% p.a.

### Expected Minimum Investment Term

5+ years

## Description

**Objective:** The objective of the Legal & Medical Portfolios is to provide a broadly diversified efficient portfolio for different risk return profiles to grow and preserve capital in real terms over time.

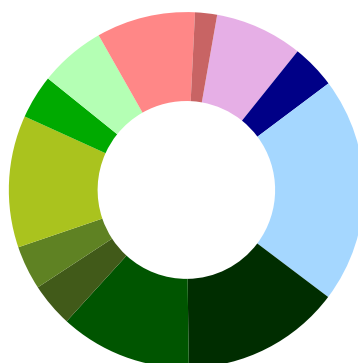
**Strategy:** The strategy uses a Strategic Asset Allocation model of major asset classes with a systematic Tactical Asset Allocation overlay.

**Approach:** This approach is for looking to grow and preserve capital over the long term investment time horizon where there is need for a portfolio diversified across multiple asset classes and geographies. This approach is only available to those clients advised by Legal & Medical Investments Ltd.

## Asset Mix\*\*

Name	Weighting %
Legal & General Sh Dated GBP Corp Bond Index C Acc	8.00
Muzinich GI Short Dur Invest Grade Hdg GBP H Acc	6.00
Fidelity Short Dated Corporate Bond W Acc	8.50
Vanguard Global Corporate Bond Index GBP Hgd Acc	4.00
Vanguard U.S. Government Bond Index GBP Hedged Acc	4.00
M&G Global Floating Rate High Yield GBP I-H Acc	2.00
Liontrust GF Special Situations Fund C3 I GBP	3.00
GAM UK Equity Income Z Acc GBP	4.00
Fidelity Index UK P Acc	7.50
Baillie Gifford American B Acc	3.00
Artemis US Smaller Companies I Acc GBP	2.00
JPM US Equity Income C Acc	3.00
Fidelity Index US P Acc	4.00
HSBC European Index Acc C	4.00
Polar Capital Japan Value S GBP Inc	4.00
Lindsell Train Global Equity Fund Class B-Dis	4.00
Fundsmith Equity I Acc	2.00
Barings Global Agriculture I GBP Acc	3.00
Legal & General Global Health & Pharma Index I Acc	3.00
Schroder Asian Alpha Plus L Acc	4.00
Baillie Gifford China B Acc	3.00
Baillie Gifford Emerging Markets Growth B Acc	3.00
PGIM Wadhvani KeynesSystematicAbsRetGBP Hdg I Acc	2.00
FP Foresight UK Infrastructure Income A Acc	4.00
VT RM Alternative Income F GBP Acc	5.00

## Asset Allocation Breakdown



Bonds - UK Corporate	8.00%
Bonds - US Government	4.00%
Bonds - Global	20.50%
Equities - UK	14.50%
Equities - North America	12.00%
Equities - Europe	4.00%
Equities - Japan	4.00%
Equities - Global	12.00%
Equities - Asia Ex-Japan	4.00%
Equities - EM	6.00%
Alternatives - Infrastructure	9.00%
Alternatives - Absolute Return	2.00%



Legal & Medical Investments Ltd

## L&M Moderately Adventurous

Continued...

### Risk

The model portfolio is managed by Copia Capital Management, the investment manager, to fulfil the model's investment strategy and objectives. The investment manager may make changes to the investments held without notice. Clients are agreeing to the investment model as recommended by an Adviser and may not be investing into the specific assets included in this report. The portfolio report includes the assets held at the date published. The portfolio report will be updated and made available as soon as is practicable following a change made by the investment manager

The value of investments can fall as well as rise and are not guaranteed. Clients may get back less than originally invested. Consideration should be given to whether it is felt that the outcome of any risk assessment is accurate and advice should be sought for factors such as investment objectives, the investment term, attitude to risk, capacity for investment loss and the level of inflation.

Past performance takes into account the charges and expenses of the underlying ETFs and Funds. Other charges, such as Copia's Management Charge, platform and Adviser charges will have the effect of reducing investment performance. This illustrative document is intended for clients where advice has been given by Advisers. Figures quoted relate to the past and past performance is not a reliable indicator of future performance. Models are prepared in accordance with tolerance to risk and not client circumstances. Copia only exercises discretion in terms of the model portfolio's composition and its rebalancing so that it continues to meet its overall generic strategy and objectives; the model is not referable to any specific client. Information from given sources is taken to be reliable and accurate, which Copia cannot warrant for accuracy or completeness.

Although Copia Capital Management's information providers, including without limitation, MSCI ESG Research LLC and its affiliates ("the ESG Parties"), obtain information (the "information") from sources they consider to be reliable, none of the ESG parties warrants or guarantees the originality, accuracy and/or completeness of any data herein and expressly disclaim all express or implied warranties, including those of merchantability and fitness for a particular purpose. The information may only be used for your internal use and may not be reproduced or disseminated in any form and may not be used as a basis, or a component of, any financial instruments or products or indices. Further none of the information can in and of itself be used to determine which securities to buy or sell or when to buy or sell them. None of the ESG Parties shall have any liability for any errors or omissions in connection with any data herein, or any liability for any direct, indirect, special punitive, consequential or any other damages (including loss or profits) even if notified of the possibility of such damages.

Copia Capital Management, a trading name of Novia Financial plc. Novia Financial plc is a limited company registered in England & Wales, Register Number: 06467886. Registered office: Cambridge House, Henry Street, Bath, Somerset BA1 1JS. Novia Financial plc is authorised and regulated by the Financial Conduct Authority (FRN: 481600).

\*Realignments may take place as per manager discretion.

\*\*Best value fund share class available to Copia to be used.

† Asset Allocation in the offshore bond wrapper may be significantly different to that of other wrappers as certain securities may not be available for investment.

**For Adviser Use Only. © Copia Capital Management - a division of Novia Financial plc. All Rights Reserved**



Legal & Medical Investments Ltd

# L&M Adventurous

Managed by Copia Capital Management

## Key Information

**MSCI**  
ESG RATINGS



CCC B BB BBB A AA AAA

### Factsheet Date

28 February 2023

### Launch Date

28 February 2023

### Wrappers

GIA, ISA, SIPP, Offshore Bond†

### Min or Max Investment

None

### Realignment Frequency

Every 3 months

### Trading Currency

GBP

### Initial Charge

Nil

### Investment Manager

Copia Capital Management

### Management Fee

0.15% p.a.

### OCF

0.59% p.a.

### Transaction Cost of underlying funds

0.15% p.a.

### Risk Profile

L&M Adventurous

### Gross Income Yield

1.98% p.a.

### Expected Minimum Investment Term

5+ years

## Description

**Objective:** The objective of the Legal & Medical Portfolios is to provide a broadly diversified efficient portfolio for different risk return profiles to grow and preserve capital in real terms over time.

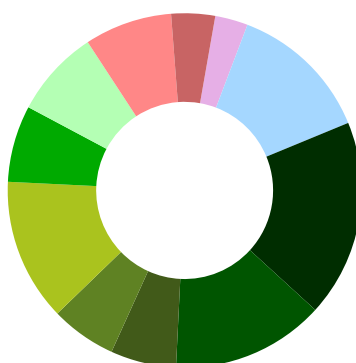
**Strategy:** The strategy uses a Strategic Asset Allocation model of major asset classes with a systematic Tactical Asset Allocation overlay.

**Approach:** This approach is for looking to grow and preserve capital over the long term investment time horizon where there is need for a portfolio diversified across multiple asset classes and geographies. This approach is only available to those clients advised by Legal & Medical Investments Ltd.

## Asset Mix\*\*

Name	Weighting %
Legal & General Sh Dated GBP Corp Bond Index C Acc	3.00
Fidelity Short Dated Corporate Bond W Acc	4.00
Vanguard Global Corporate Bond Index GBP Hgd Acc	4.00
M&G Global Floating Rate High Yield GBP I-H Acc	5.00
Liontrust GF Special Situations Fund C3 I GBP	3.00
GAM UK Equity Income Z Acc GBP	4.00
LF Gresham House UK Multi Cap Inc C Sterling Acc	2.00
Fidelity Index UK P Acc	9.00
Baillie Gifford American B Acc	3.00
Artemis US Smaller Companies I Acc GBP	2.00
JPM US Equity Income C Acc	3.50
Fidelity Index US P Acc	5.50
HSBC European Index Acc C	6.00
Polar Capital Japan Value S GBP Inc	6.00
Lindsell Train Global Equity Fund Class B-Dis	4.00
Fundsmith Equity I Acc	2.00
Barings Global Agriculture I GBP Acc	3.00
Legal & General Global Health & Pharma Index I Acc	4.00
Schroder Asian Alpha Plus L Acc	7.00
Baillie Gifford China B Acc	4.00
Baillie Gifford Emerging Markets Growth B Acc	4.00
PGIM Wadhvani KeynesSystematicAbsRetGBP Hdg I Acc	4.00
FP Foresight UK Infrastructure Income A Acc	4.00
VT RM Alternative Income F GBP Acc	4.00

## Asset Allocation Breakdown



- Bonds - UK Corporate 3.00%
- Bonds - Global 13.00%
- Equities - UK 18.00%
- Equities - North America 14.00%
- Equities - Europe 6.00%
- Equities - Japan 6.00%
- Equities - Global 13.00%
- Equities - Asia Ex-Japan 7.00%
- Equities - EM 8.00%
- Alternatives - Infrastructure 8.00%
- Alternatives - Absolute Return 4.00%





Legal & Medical Investments Ltd

**L&M Adventurous**  
Continued...

## Risk

The model portfolio is managed by Copia Capital Management, the investment manager, to fulfil the model's investment strategy and objectives. The investment manager may make changes to the investments held without notice. Clients are agreeing to the investment model as recommended by an Adviser and may not be investing into the specific assets included in this report. The portfolio report includes the assets held at the date published. The portfolio report will be updated and made available as soon as is practicable following a change made by the investment manager

The value of investments can fall as well as rise and are not guaranteed. Clients may get back less than originally invested. Consideration should be given to whether it is felt that the outcome of any risk assessment is accurate and advice should be sought for factors such as investment objectives, the investment term, attitude to risk, capacity for investment loss and the level of inflation.

Past performance takes into account the charges and expenses of the underlying ETFs and Funds. Other charges, such as Copia's Management Charge, platform and Adviser charges will have the effect of reducing investment performance. This illustrative document is intended for clients where advice has been given by Advisers. Figures quoted relate to the past and past performance is not a reliable indicator of future performance. Models are prepared in accordance with tolerance to risk and not client circumstances. Copia only exercises discretion in terms of the model portfolio's composition and its rebalancing so that it continues to meet its overall generic strategy and objectives; the model is not referable to any specific client. Information from given sources is taken to be reliable and accurate, which Copia cannot warrant for accuracy or completeness.

Although Copia Capital Management's information providers, including without limitation, MSCI ESG Research LLC and its affiliates ("the ESG Parties"), obtain information (the "information") from sources they consider to be reliable, none of the ESG parties warrants or guarantees the originality, accuracy and/or completeness of any data herein and expressly disclaim all express or implied warranties, including those of merchantability and fitness for a particular purpose. The information may only be used for your internal use and may not be reproduced or disseminated in any form and may not be used as a basis, or a component of, any financial instruments or products or indices. Further none of the information can in and of itself be used to determine which securities to buy or sell or when to buy or sell them. None of the ESG Parties shall have any liability for any errors or omissions in connection with any data herein, or any liability for any direct, indirect, special punitive, consequential or any other damages (including loss or profits) even if notified of the possibility of such damages.

Copia Capital Management, a trading name of Novia Financial plc. Novia Financial plc is a limited company registered in England & Wales, Register Number: 06467886. Registered office: Cambridge House, Henry Street, Bath, Somerset BA1 1JS. Novia Financial plc is authorised and regulated by the Financial Conduct Authority (FRN: 481600).

\*Realignments may take place as per manager discretion.

\*\*Best value fund share class available to Copia to be used.

† Asset Allocation in the offshore bond wrapper may be significantly different to that of other wrappers as certain securities may not be available for investment.

**For Adviser Use Only. © Copia Capital Management - a division of Novia Financial plc. All Rights Reserved**



Legal & Medical Investments Ltd

# L&M Speculative

Managed by Copia Capital Management

## Key Information

**MSCI**  
ESG RATINGS



CCC B BB BBB A AA AAA

### Factsheet Date

28 February 2023

### Launch Date

28 February 2023

### Wrappers

GIA, ISA, SIPP, Offshore Bond†

### Min or Max Investment

None

### Realignment Frequency

Every 3 months

### Trading Currency

GBP

### Initial Charge

Nil

### Investment Manager

Copia Capital Management

### Management Fee

0.15% p.a.

### OCF

0.60% p.a.

### Transaction Cost of underlying funds

0.19% p.a.

### Risk Profile

L&M Speculative

### Gross Income Yield

1.22% p.a.

### Expected Minimum Investment Term

5+ years

## Description

**Objective:** The objective of the Legal & Medical Portfolios is to provide a broadly diversified efficient portfolio for different risk return profiles to grow and preserve capital in real terms over time.

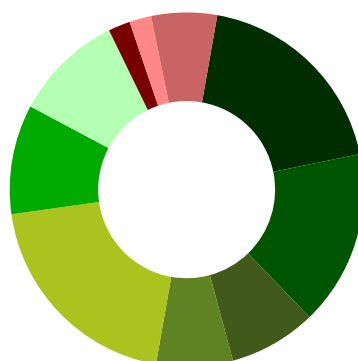
**Strategy:** The strategy uses a Strategic Asset Allocation model of major asset classes with a systematic Tactical Asset Allocation overlay.

**Approach:** This approach is for looking to grow and preserve capital over the long term investment time horizon where there is need for a portfolio diversified across multiple asset classes and geographies. This approach is only available to those clients advised by Legal & Medical Investments Ltd.

## Asset Mix\*\*

Name	Weighting %
Liontrust GF Special Situations Fund C3 I GBP	3.00
GAM UK Equity Income Z Acc GBP	4.00
LF Gresham House UK Multi Cap Inc C Sterling Acc	2.00
Fidelity Index UK P Acc	10.00
Baillie Gifford American B Acc	3.00
Artemis US Smaller Companies I Acc GBP	2.50
JPM US Equity Income C Acc	3.50
Fidelity Index US P Acc	7.00
HSBC European Index Acc C	8.00
Polar Capital Japan Value S GBP Inc	7.00
Lindsell Train Global Equity Fund Class B-Dis	5.00
Fundsmith Equity I Acc	2.00
Barings Global Agriculture I GBP Acc	5.00
Janus Henderson Global Financials I Acc	3.00
Legal & General Global Health & Pharma Index I Acc	5.00
Schroder Asian Alpha Plus L Acc	10.00
Baillie Gifford China B Acc	5.00
Baillie Gifford Emerging Markets Growth B Acc	5.00
PGIM Wadhvani KeynesSystematicAbsRetGBP Hdg I Acc	6.00
Jupiter Gold & Silver Fund I GBP Acc	2.00
Guinness Sustainable Energy Y GBP Acc	2.00

## Asset Allocation Breakdown



- Equities - UK 19.00%
- Equities - North America 16.00%
- Equities - Europe 8.00%
- Equities - Japan 7.00%
- Equities - Global 20.00%
- Equities - Asia Ex-Japan 10.00%
- Equities - EM 10.00%
- Alternatives - Gold 2.00%
- Alternatives - Infrastructure 2.00%
- Alternatives - Absolute Return 6.00%



Legal & Medical Investments Ltd

**L&M Speculative**  
Continued...

## Risk

The model portfolio is managed by Copia Capital Management, the investment manager, to fulfil the model's investment strategy and objectives. The investment manager may make changes to the investments held without notice. Clients are agreeing to the investment model as recommended by an Adviser and may not be investing into the specific assets included in this report. The portfolio report includes the assets held at the date published. The portfolio report will be updated and made available as soon as is practicable following a change made by the investment manager

The value of investments can fall as well as rise and are not guaranteed. Clients may get back less than originally invested. Consideration should be given to whether it is felt that the outcome of any risk assessment is accurate and advice should be sought for factors such as investment objectives, the investment term, attitude to risk, capacity for investment loss and the level of inflation.

Past performance takes into account the charges and expenses of the underlying ETFs and Funds. Other charges, such as Copia's Management Charge, platform and Adviser charges will have the effect of reducing investment performance. This illustrative document is intended for clients where advice has been given by Advisers. Figures quoted relate to the past and past performance is not a reliable indicator of future performance. Models are prepared in accordance with tolerance to risk and not client circumstances. Copia only exercises discretion in terms of the model portfolio's composition and its rebalancing so that it continues to meet its overall generic strategy and objectives; the model is not referable to any specific client. Information from given sources is taken to be reliable and accurate, which Copia cannot warrant for accuracy or completeness.

Although Copia Capital Management's information providers, including without limitation, MSCI ESG Research LLC and its affiliates ("the ESG Parties"), obtain information (the "information") from sources they consider to be reliable, none of the ESG parties warrants or guarantees the originality, accuracy and/or completeness of any data herein and expressly disclaim all express or implied warranties, including those of merchantability and fitness for a particular purpose. The information may only be used for your internal use and may not be reproduced or disseminated in any form and may not be used as a basis, or a component of, any financial instruments or products or indices. Further none of the information can in and of itself be used to determine which securities to buy or sell or when to buy or sell them. None of the ESG Parties shall have any liability for any errors or omissions in connection with any data herein, or any liability for any direct, indirect, special punitive, consequential or any other damages (including loss or profits) even if notified of the possibility of such damages.

Copia Capital Management, a trading name of Novia Financial plc. Novia Financial plc is a limited company registered in England & Wales, Register Number: 06467886. Registered office: Cambridge House, Henry Street, Bath, Somerset BA1 1JS. Novia Financial plc is authorised and regulated by the Financial Conduct Authority (FRN: 481600).

\*Realignments may take place as per manager discretion.

\*\*Best value fund share class available to Copia to be used.

† Asset Allocation in the offshore bond wrapper may be significantly different to that of other wrappers as certain securities may not be available for investment.

**For Adviser Use Only. © Copia Capital Management - a division of Novia Financial plc. All Rights Reserved**